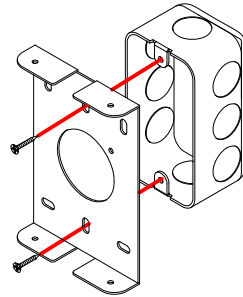


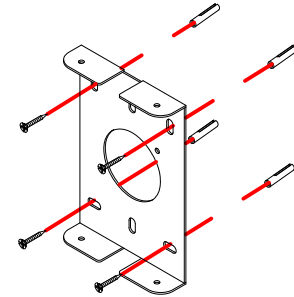
ALL OPERATIONS MUST BE CARRIED OUT BY QUALIFIED PERSON

- ① Fix the bracket on the wall (use appropriate anchors depending on the type of wall)

Fissare la staffa alla parete (utilizzare tasselli appropriati in base al tipo di parete).



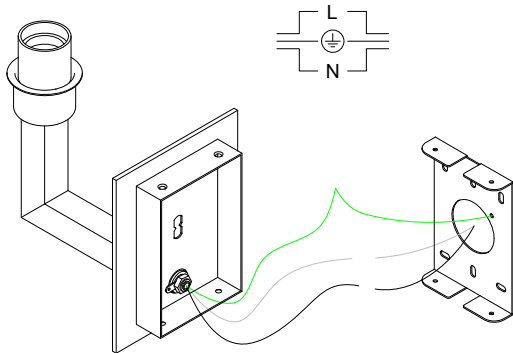
USA



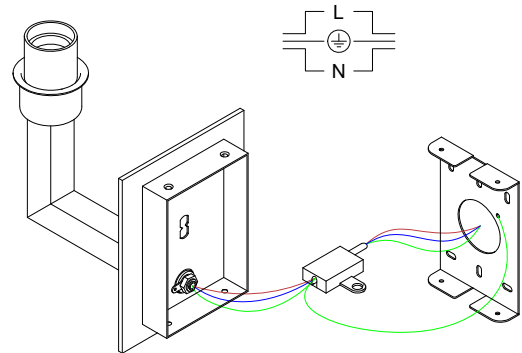
CE

- ② Connect the lamp to the main power following the sketch below.

Collegare la lampada alla corrente seguendo lo schema sottostante.



USA



CE

- ③ Fix the lamp to the bracket with the screws provided.

Fix the shade on the lampholder with the ring provided, then insert the bulb.

Fissare la lampada alla staffa con le viti fornite.

Fissare il paralume sul portalampada con la ghiera fornita, poi inserire la lampadina.

